


LAPEER COUNTY



Market Goat Project Record Book

Name _____

Club/Chapter _____

Leader/Advisor _____

Age (as of 7/1) _____ Years Showing Goats _____

Record Started _____
Month/Day/Year

Record Closed _____
Month/Day/Year

Why Keep Records?

Keeping records on your project can be interesting and fun-not dull or boring.

Good Records will:

- Help you learn about animals, their rate of growth, the feed they require, the cost of feed and their habits.
- Help you plan future projects.
- Let you know if you made or lost money and how much.
- Improve your management practices.
- Give you a record of your project activities.

Keep this record as part of your Personal Records. This information is helpful for you to plan future year's market projects, and to apply for awards and scholarships.



Remember-Records are no better than what YOU put into them!

OBJECTIVES

To let members:

- Experience the obligation and responsibility requires in a livestock enterprise.
- Experience and cope with the "values" and "attitudes" of responsibility, in a relatively unsupervised environment. Supervision will be on a periodic basis.
- Contribute to the family table with meat, or to experience the marketing process and system, throughout the sale of the product.

Experience competition through showing the animal at the local area organization sponsored shows, the fair and state wide shows.



LAPEER COUNTY MARKET GOAT

Exhibitor Achievement Summary
20_____

Have you participated in another county's goat program? _____

If yes, list the counties and the number of years in each _____

List some of the Goat Project activities you would like to participate in (outside of the fair) such as trips, shows, clinics/workshops, posters/projects, demonstrations, quiz bowl, skill-a-thon's, and judging team and

WHY: _____

What do you want to improve this year in your goat project? _____

My Market Goat Project Animal(s)

Name of Animal _____

Type of Identification:

• Tag # _____ or RFID# _____

Breed _____ Color _____

Date of Birth _____ Markings _____

Month/Date/Year

My Market Goat Project Animal(s)

Name of Animal _____

Type of Identification:

• Tag # _____ or RFID# _____

Breed _____ Color _____

Date of Birth _____ Markings _____

Month/Date/Year

Ear Tag Number (S)	Breed	Purchased Or Raised	Beginning Weight (a)	Finished Weight (b)	Amount of Gain (Gain=B-A)
		Price/ Value	Date		
			Ex:A=60 LBS	EX:B=225 LBS	EX:225-60=165 LBS

For Price/ Value use the Purchase Price or the market value of the animals at the time of your weight measurements.

YOUR MARKET GOAT PROJECT BREAK EVEN PRICE

Animals are sold by the pound at our Livestock Auction. To find out what bid price per pound you will need to break even for your project.

Expenses on Market Animal: _____

Purchase Price of Animal _____

TOTAL PROJECT EXPENSES \$ _____

Finished Weight of Animal _____

BREAK EVEN PRICE PER POUND \$ _____

Example: Total project expense=\$240.25 Finished weight=225 lbs
 Calculate:\$240.25 divided by 225=\$1.07= cost per pound

Feed Type	Pre-April (Jan-March)	April	May	June	July	TOTAL
Grain/Complete Feed: :						
Pounds used	_____	_____	_____	_____	_____	_____
Cost of Feed (per pound)						
Monthly Cost	_____	_____	_____	_____	_____	_____
Concentrates:						
Pounds used	_____	_____	_____	_____	_____	_____
Cost of feed per lb						
Monthly cost	_____	_____	_____	_____	_____	_____
Minerals:						
Pounds used	_____	_____	_____	_____	_____	_____
Cost of feed per pound	_____	_____	_____	_____	_____	_____
Monthly Cost						
Hay:						
Pounds used	_____	_____	_____	_____	_____	_____
Cost of feed per pound						
Monthly Cost	_____	_____	_____	_____	_____	_____
Monthly Feed Total						Total Feed Cost

My Project Expenses

Expense Items	Pre-April (Jan-March)	April	May	June	July	Project Totals (\$)
Monthly Feed Total						
Veterinary Charges/Meds						
Bedding						
Fitting & Showing Supplies						
Marketing of Animal						
Monthly Totals						

↑↑↑↑↑↑

Total expenses

In this section you will calculate your cost to prepare your market project for the fair and auction.

My Market Goat Project Photographs

A completed record book should include a **beginning** photograph and a **finished** picture. You are encouraged to be in the photo with your project animal. You should also include captions on your pictures that at least include the date of the photograph. If you choose to include extra photos, please include them at the end of this book and be creative.

Record book Judge’s Comments

Judges should use this space to include any additional comments they may have in the regards to this record book. Suggestions for future record books may be valuable.
